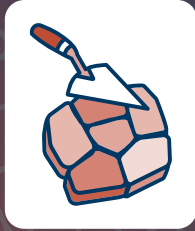




COMPLETE
Hardscapes
SOLUTIONS



HARDSCAPES
CATALOG



HARDSCAPES

From durable paving stones and elegant retaining walls to versatile edging tools and adhesives, our impressive selection offers everything needed to breathe life into any outdoor hardscape design. With wholesale prices and quality materials, we have the hardscape installation materials you need to create head-turning outdoor spaces that stand the test of time.

HERITAGE FAMILY OF BRANDS





6 Porcelain



8 Flagstone Types



16 Natural Stone Landscaping

TABLE OF CONTENTS

Concrete Pavers	4	Dimensional Pavers	14-15
SRW.....	5	Natural Stone Landscaping	16-17
Porcelain	6	Brick	18
Natural Stone Paving.....	7	Accessories.....	19
Flagstone Types	8-11	Calculations	20
Boulders.....	12	Trends.....	21
Steps.....	13	Map	23



CONCRETE PAVERS



When it comes to choosing a paver, there are several factors to consider.

- Dimensions and scope of project
- Aesthetic style
- Edge restraint
- Surrounding landscape and views
- Method of installation
- Cutting pavers
- Flow of materials
- Environmental concerns
- Proper drainage and grade
- Joint treatment

Pavers are a versatile and popular choice for outdoor spaces, offering several benefits, including durability, resistance to weathering and erosion, and easy installation and repair. They also come in a variety of shapes, sizes, and colors, allowing for endless design possibilities.

There are two types of Concrete Interlocking Pavers: Standard and Permeable.

Standard interlocking pavers create a solid surface when the joints are filled with polymeric sand, which does not allow water to penetrate back into the native soil.

Permeable pavers have a wider joint which is filled with rock instead of sand, allowing water to pass through. Additionally, permeable paver systems allow rainwater to seep into the soil beneath. This keeps water from flowing into storm drains and keeps puddles from forming that can stain pavers or create icy conditions.



INSTALLATION, CARE AND MAINTENANCE

While it is possible to install pavers yourself, it requires some degree of skill and experience. For larger projects or more complex designs, it's recommended to hire a professional to ensure proper installation and long-term durability.

Pavers should be cleaned regularly with a mild soap and water solution and sealed periodically to protect against staining and damage. It's also important to avoid using harsh chemicals or abrasive cleaners on pavers.

Manufacturer	Product Name	Color



SEGMENTAL RETAINING WALLS



Segmental retaining walls (SRW) are modular block retaining walls used for vertical grade change applications. Designed as either gravity retaining walls or reinforced soil retaining walls, the system consists of dry-cast concrete units that are placed without mortar and rely on their unit-to-unit interface and mass to resist overturning and sliding.



SRW ADVANTAGES

- **Adaptability** | With the size and weight of SRW units, it's easier to construct walls on challenging projects where topography presents an issue or there is limited access to the site.
- **Creative Options** | SRW units are available in a variety of sizes, shapes, textures and colors, giving designers options for more customizations.
- **Cost Savings** | Since it's common to use onsite soils, there is no need for importing fill and/or removing excavated materials. Plus, as an additional perk, there is no need for extension formwork or heavy construction equipment.
- **Easy to Install** | Typically, SRW units are small enough to allow placement by a single person.
- **Performance** | Segmental retaining walls are flexible, allowing them to move and adjust relative to one another.
- **Longevity** | Segmental units are manufactured of high compressive strength, low absorption concrete. This helps make them resistant to things like abrasions, rot and insect damage.



Manufacturer	Product Name	Color



PORCELAIN



Porcelain pavers are durable and stylish outdoor flooring solutions that combine the elegance of porcelain with the practicality of pavers, perfect for enhancing your outdoor space.

Porcelain is easy to clean, scratch resistant, frost resistant, thermal shock resistant and fade resistant. Plus, it is resistant to stains, acid, chemicals and salts.

WHERE TO USE PORCELAIN

Exterior grade porcelain pavers are made thicker and therefore more durable when compared to traditional tile. Rated for vehicular, pedestrian, commercial and residential use, porcelain is often selected for various projects, including rooftops, patios, pool decks, docks, wooden framed decks and driveways.



INSTALL

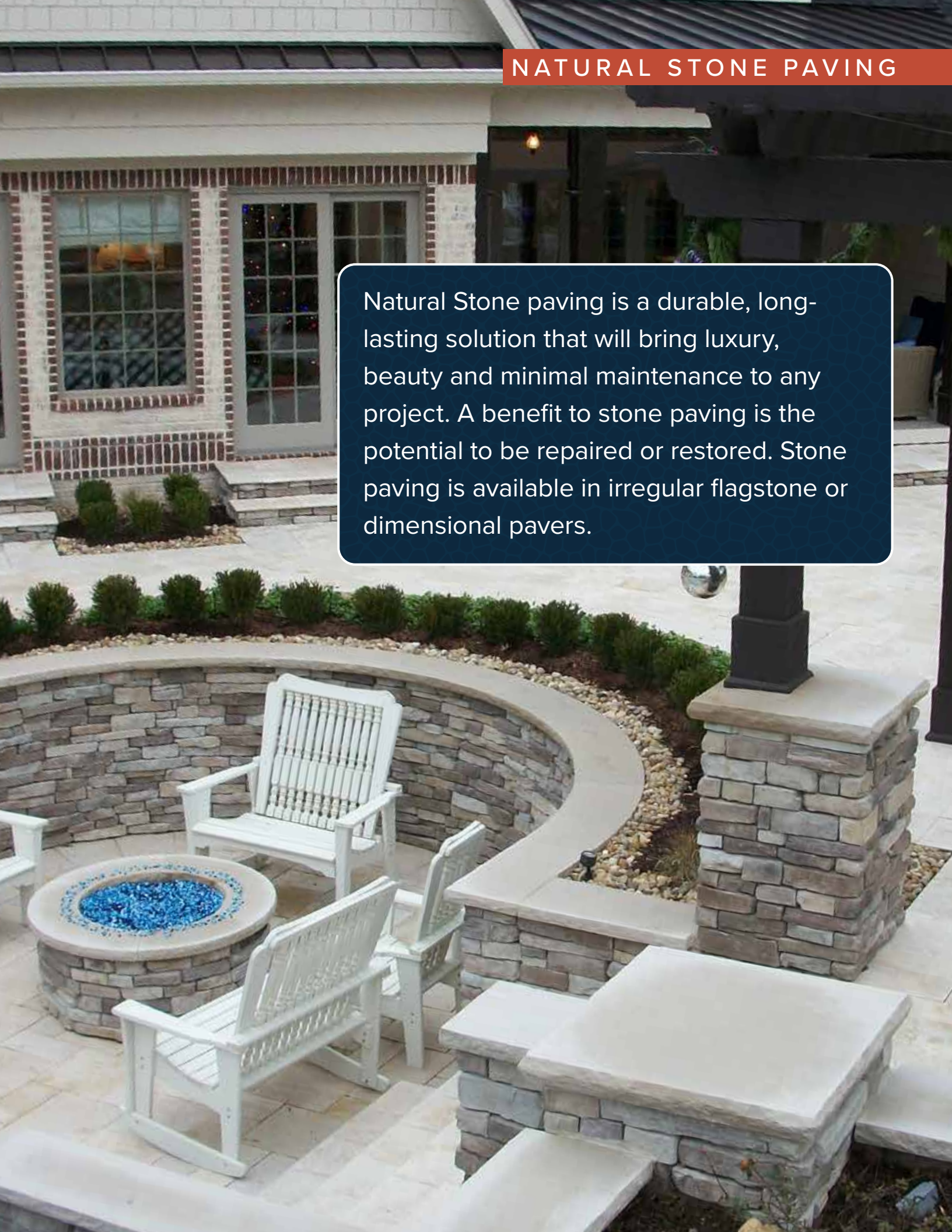
Porcelain pavers offer the installation flexibility to install over sand, gravel, concrete or raised pedestals, depending upon application. Although considered pavers, porcelain pavers install more like tile because there is no interlock, and only the base can be compacted, not the installed product.

Porcelain can be installed with no heavy equipment, minimizing collateral damage in the space.

Manufacturer	Product Name	Color

NATURAL STONE PAVING

Natural Stone paving is a durable, long-lasting solution that will bring luxury, beauty and minimal maintenance to any project. A benefit to stone paving is the potential to be repaired or restored. Stone paving is available in irregular flagstone or dimensional pavers.



FLAGSTONE



WHAT IS FLAGSTONE?

Flagstone is a general term for flat, irregular shaped pieces of stone usually $\frac{3}{4}$ " to 3" thick. It is used in horizontal landscape applications such as pathways, patios and light vehicle driveways. Flagstone can also be used as a veneer when installed vertically.



FLAGSTONE TYPES



Sandstone

Sandstone formations have natural sedimentary layers from which the stone is pulled or split from. Sandstone may or may not leach rust when installed in or around water.



Pennsylvania or New England Bluestone



Pennsylvania or New England Bluestone is a quartzitic sandstone, available in three colors: full color or full range, true blue or lilac.

-  Ideal for patios and walkways
-  Freeze/thaw resistant



Colorado Red



Colorado Red is a quartzitic sandstone. Colorado Red is red with little color variation from piece to piece.

-  Ideal for patios and walkways
-  Freeze/thaw resistant



Colorado Buff


Colorado Buff is a tan/buff/cream sandstone. This light-colored option is cooler underfoot than darker flagstone options.

-  Ideal for patios and walkways
-  Good for areas with freeze/thaw resistant, but may delaminate or spall under certain conditions



Arizona Sandstone



Arizona Sandstone is a soft sandstone. It is available in red, pink, buff, terracotta colors.

-  Not ideal for areas where there is any freeze/thaw



Oklahoma Sandstone

Oklahoma Sandstone is a tan/brown/rust sandstone. Black, dark brown, orange and other colors may be present.

-  Ideal for patios and walkways
-  Good for areas with freeze/thaw resistant, but may delaminate or spall under certain conditions







Quartzite

Quartzite is a siliceous, metaphoric, sedimentary stone. Quartzite formations used in landscape have natural sedimentary layers from which the stone is pulled or split from. Commercial grade is cut out of the formation in blocks and then fabricated into desired shapes.



Idaho Quartzite

Idaho Quartzite is a grey/tan/gold landscape type of quartzite. Quartzite is very hard and durable.

-  Ideal for patios and walkways
-  Great for areas of freeze/thaw





Limestone

Limestone is a calcareous, sedimentary stone formed from ancient coral reefs. Limestone can be very soft or hard depending on where it comes from. It is classified as I, II or III. Typically, the higher the grade, the harder the stone.



Wisconsin Dolomitic Limestone



Dolomitic Limestone is class III hard limestone and is available in cream, buff, grey or pinks/plums.

-  Ideal for patios and walkways
-  Great for areas of freeze/thaw



Antique Black

Antique Black is an imported class III hard limestone available in dark grey and black. This stone will fade to grey overtime when installed outside, however a color enhancing sealer may help with fading.



-  Ideal for patios and walkways
-  Great for areas of freeze/thaw

Argillite


Argillite – Siliceous, metamorphic, sedimentary stone. The brown and grey colors typically do not leach rust and are a good choice for pools and water features. Argillite flagstone may be limited certain times of the year due to seasonal quarrying.

Montana Argillite

Montana Argillite is available in greys and browns or gold, rust and brown. Depending on the quarry, the names of the stone will be different. Rust colors such as Montana Antique and Copper canyon will leach rust.

-  Ideal for patios and walkways
-  Good for areas with freeze/thaw resistant, but may delaminate or spall under certain conditions

Many more colors and types of flagstones are available, including Travertine and Basalt. Inquire for additional colors and types of stone if needed.



Grades available

Grading is different from quarry to quarry. Typically, grades are in 1" increments such as 1 – 2" or 2 – 3" thick. Standard variances are ¼" in either direction with a total of ½" allowable variance each piece. Actual acceptable variance will be determined by each quarry.


Stand Up or Select

2 – 18 sf each piece. Palletized standing on its side, or flat stack with 1 – 2 pieces per layer. ¾" minus to 3" thick. These pieces are usually very heavy and require assistance when lifting or placing stones.

Patio or Random (AKA Mosaic)

1 – 2 sf each piece. Palletized on its side. 4 plus pieces per layer. ¾" – 3" thick.

Manufacturer	Product Name	Color



Boulders

Boulders can give your space a textured authentic and natural feel. Ranging in size from a soccer ball to a small car, these landscape rocks can be a perfect fit for filling gardens, building walls, or adding variety to your space.

How heavy are boulders?

Boulder weights vary. Weight will depend on the type of stone. The average stone weighs about 160 lbs. per cubic foot. They may be sold in baskets or 1-3 boulders on a flat pallet. Boulders will almost always require equipment to move or place. An example for size: 2'x2'x3' will weigh approximately one ton or 2000 lbs.



5 Design Tips For Boulders And Rocks:

1. Boulders work great as balance features
2. Rocks can break up monotonous landscapes
3. Have a planning session beforehand
4. Use elevation and height levels
5. A variety of sizes and shapes adds interest



Steps

Steps in both natural and cut shapes, provide a beautiful and long-lasting solution for creating small and large staircases in any indoor or outdoor space. They are usually very heavy and require machinery to move and place. Steps can be natural with variable thickness and shapes or cut or dimensional steps.



Natural Steps

Natural steps are typically available in the same type of stone as flagstone. See flagstone portion for potential colors available. Step heights will vary depending on what quarry they come from. Natural steps are not ADA compliant. Shapes will include rectangles, squares, triangles and round or oblong shapes.

Steps grades are relatively flat with a natural cleft top with natural or split sides. Gravel and sand are required underneath to level and set. Thick natural steps can be used as sign rocks.



Cut Steps

Cut steps may be sawn or split with hydraulic splitters. Because they have a cut bottom, thickness will be more consistent than natural steps. With different finishes available for the top and consistent thickness, cut steps may be ASA compliant.

Cut steps are available in many colors and types of stone. They can be laid in concrete or sand and aggregate. Always call to check availability – you will need to have needed dimensions, color and desired finish available to receive a quote.



Natural Slabs

Natural slabs may be available in the same types of stone as flagstone. However, sizes will vary greatly. Slabs may be 1 – 12" thick and 12sf – 100sf per piece or larger. Slabs are very heavy and require equipment to move and place. Large slabs may require use of a crane. Great for landings, dive rocks and grotto tops. Also used as address markers or signs.

Manufacturer	Product Name	Color

DIMENSIONAL PAVERS



Dimensional Natural Stone (custom cuts)

Dimensional stone refers to natural rock that has been quarried and shaped into specific dimension such as cut pavers, wall caps, sills, water tables, hearths, mantles, and other custom pieces.



Dimensional Pavers

Natural Stone dimensional pavers may be available in stocked sizes such as 12"x12", 12"x18", 12"x24" and 24"x24". Some import companies may offer 24"x36" sizes as a stocking item. In all these sizes, the thickness is typically 5/8" to 1 1/2" thick. Stocking pavers are usually available in Domestic and Import Limestone. Sandstone pavers may be split 4 sides instead of cut.

A few popular cut stone options include:

- Italian Bluestone
- Pennsylvania Bluestone
- Wisconsin Limestone
- Texas Limestone
- Import Limestone and Sandstone



DIMENSIONAL PAVERS

Many colors and additional sizes and types of stone are available when custom ordered.

Natural stone is an excellent choice for exterior and interior dimensional pavers. It is important to know if the stone you choose will hold up in the area you want to use it in. For example, if you live in an area that has a lot of rain, lichen or mold may grow on a soft limestone. In areas of freeze/thaw, an Oklahoma Sandstone may delaminate or spall. Therefore, it is important to confirm the type of stone chosen will perform and last in the environment prior to purchase. Not all stone will hold up to all environments.

Finishes for pavers include bush-hammer, thermal, brush & thermal, brushed, honed, polished. Other finishes may be available.



Dimensional Cap, Sill and Water-Table

Natural stone is an excellent choice for dimensional pieces used for wall caps and windowsills. Bring a touch of luxury to your project with real stone caps on your retaining or seat walls. It is important to know if the stone you choose will hold up in the area you want to use it in.

When ordering stone dimensional cut stone, it is necessary to provide the desired thickness, size, and finish for all sides of each piece. A template may be required at time of quote.

Finishes for dimensional cut stone include bush-hammer, thermal, brush & thermal, brushed, honed, polished. Other finishes may be available.

Hearths & Mantles

Nothing is more beautiful than a real stone hearth and mantle! They are available in natural pieces as well as cut stone. Natural hearth stones can be limited, and the lead time may be 6 - 12 months or longer if specific sizes are required. Cut Hearths and Mantles are more readily available and will have a much shorter lead time depending on the stone chosen and how many pieces are in the queue at time of order.

Hearth stones are typically 2-4" thick x 22" deep and 24-36" long. Thicker and larger pieces may be available. Mantles are typically 2" thick and 4 – 6 feet long, and 9" deep. Mantles are typically cut stone as finding naturally thin and long pieces is difficult.



Manufacturer	Product Name	Color

NATURAL STONE LANDSCAPING




Veneers

Full Veneer

Full veneer is 3" – 6" thick from front to back. It is available in many colors and will have a natural finish.

Popular grades are Ledge, Stack-Ledge, Rectangles and Squares or Mosaic (AKA Irregular.) Full-bed veneer requires a foundation footing and is to be installed with wall ties. Full veneer may have a R-Factor due to its thermal properties which is good around a firepit or pizza over. Full Veneer can also be used for garden and gravity walls. Available in many colors and styles.

This is not typically a stocked item so confirm lead time prior to ordering.



Thin Veneer

Thin Veneer is real stone. The front 1-2" is cut off the stone and installed the same way artificial stone is. As long as the Thin Veneer weighs under 15lb per sf per unit it is an adhered product that require a polymer modified mortar set in most states. Thin Veneer is available in many colors and styles.

It is an excellent choice for commercial and residential projects because it is durable and long-lasting. It's also easier to install than traditional full veneer and has more colors and shapes available than full veneer. Each piece is unique so there are no repeating patterns.

Pricing varies greatly which means using it fits into most any budget.



Artificial Veneer

Artificial Stone Veneer is designed to look and perform like real sone but without all the variation in weight, size, and thickness. It is relatively lightweight, installs quickly and is available in many colors and styles.

Please note, use of a polymer modified mortar is required in most states.

Artificial Veneer has a higher absorption rate so it is susceptible if not installed correctly, to freeze/that and may "pop" off the building.

Panels

Panels are typically 18"-24" long and 6" high. Corners may or may not be available. Panels install very quickly and have a stacked stone look. 90 degree corners are available in individual veneer pieces, panels, and artificial veneer.



Manufacturer	Product Name	Color

BRICK

Constructed by using a mason, brick provides longevity to your structure and value to your property.

Thin bricks vs. full size bricks

In addition to the more obvious aesthetic benefits of full brick, there are also many economic benefits to choosing brick. Brick is energy efficient, weather (and pest) resistant, requires little maintenance, and reduces noise.

However, there is a growing interest in thin bricks.

Thin brick creates attractive brick exteriors or interiors without the weight issues that can sometimes come with traditional brick masonry. Thin Brick in many cases is more versatile in application than traditional brick as well. It is easy to install and great for interiors and spaces that lack basic structural support.



Manufacturer	Product Name	Color

Sealers & Cleaners

Quality sealers and cleaners simplify maintenance, highlight character, minimize fading and scratching, and extend the life of any landscape structure made of natural stone, wood and concrete pavers.

Take pavers for example. Pavers have natural pores that sealers can then help fill up to keep less dirt from finding its way into the surface as well as weeds, moss and mold. Then for cleaners, many products work well, but some may not be safe for certain types of pavers. Some cleaners may cause discoloration if applied directly to the surface. Others may leave behind residue that could stain the pavers over time. It's a good practice to check instructions thoroughly and to test a small area first to make sure that the cleaner won't do more harm than good.



Edging

Even paver surfaces that won't experience heavy loads or frequent traffic require edge restraints to maintain their structure and shape over time. Edge restraints are manufactured strips of high tensile-strength material or polymer modified, fiberglass reinforced concrete products. These are installed around the perimeter of a paver project to keep the pavers in place.

There are several options of edging available. For standard interlocking pavers include plastic edging, aluminum edging, steel edging, pour-in-place concrete edge and concrete curb. Then for permeable pavers, polymer modified concrete edge is recommended.



Aggregate

If you're looking for something to complement your hardscape projects, consider aggregates. Canyon aggregate, for example, is water-worn river stones with a smooth surface and flattened shape.

These types of decorative accents can add a variety of textures and colors, enhancing the visual appeal of the project as a whole.

Mortar

Mortar is an integral part of construction. While not as strong as concrete, mortar is considered the "glue" that holds together bricks, concrete blocks, stone and other masonry materials.

When working with materials such as brick, it is important to use the right type of mortar as some mortars are too hard for some types of projects and can crack if used incorrectly.

Manufacturer	Product Name	Color

CALCULATIONS

Determine square footage

length x width

volume (natural stone walls)

length x width x height =
volume in cubic feet.

square feet per ton

Square feet of coverage area
÷ coverage area per 1 ton
= tons of rock needed.

Material	Suggested Depth	Coverage Area per 1 ton
3"-8" rock	3"-8"	60 square feet
1"-3" rock	1"-3"	80 square feet
3/4"-1" screened gravel	2"	100 square feet
5/8"-1/2" screened gravel	2"	120 square feet
1/4"-3/8" screened gravel	2"	140 square feet

Source: <https://www.mdirock.com/resources/how-much-landscaping-rock-do-i-need>

As more customers look to expand outdoor living areas, landscape contractors can position themselves as a go-to source for making these dreams a reality.

Perfect for expanding on current customer relationships as well as marketing to new customers, outdoor design projects can come in many forms. These projects will give you and your team a chance to flex your creative muscles and create something truly unique.

Get inspired before you pitch your next project with some of our favorite design trends.

Outdoor Kitchens

Outdoor kitchens make it possible for anyone to enjoy their backyard year-round. It can be something as simple as an outdoor grill with an easy-to-install island or something fully customized with all the bells and whistles that you might find in an indoor kitchen.

Clients with higher budgets are looking for custom solutions, especially when it comes to countertops.

Outdoor Fireplaces

Fireplaces and fire pits add instant warmth and ambience to any backyard, creating the perfect place to gather with family and friends.

There is a style, size and color to suit all home aesthetics.



Additional features to consider



Wood-burning pizza oven



Refrigerator/wine cooler



Sink



Additional storage




Speakers/audio hookups



WATER FEATURES

From elegant fountains to serene ponds, water features can create a sense of tranquility and natural beauty in any environment. Water features can also be used to create a focal point in a garden or landscape design, drawing the eye and adding visual interest.



Ponds

A proper balance of aeration, filtration and durable pumps maintain the long life of a healthy pond, adding beauty and peace to an outdoor retreat.

Don't forget plants. It's recommended to have a minimum of 40 to 50 percent of the surface area of your pond covered with plants to help shade the water, keeping it cool for the fish and slowing the growth of algae. These plants also help blend your pond in with existing landscaping.



Fountains

Creating a sense of calm and elegance, fountains are versatile in their application. They can be seamlessly added to garden areas or take on more of a focal point in a structured hardscape area.

In smaller landscape areas — like condos — fountains can be the compact option to provide tranquility.

Waterfalls

Waterfalls are both visually appealing and practical. On one hand, waterfalls provide necessary flow and aeration to an outdoor water element, while also cutting down on the presence of mosquitoes typically drawn to stagnant water.

On the other hand, a waterfall can take center stage and become a focal point of an outdoor space. Not to mention, ambient sound created by these features can go a long way in reducing nearby traffic noise.



**WE'VE GOT YOU COVERED
FROM COAST TO COAST**

37+

STATES

220+

BRANCHES

31+

BRANDS



HERITAGE
LANDSCAPE SUPPLY GROUP



HERITAGE
LANDSCAPE SUPPLY GROUP